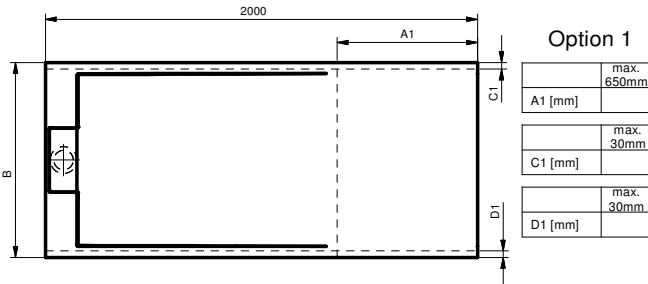


Customer:

Name and Surname	
Address	
E-mail	
Phone number	
Order number	

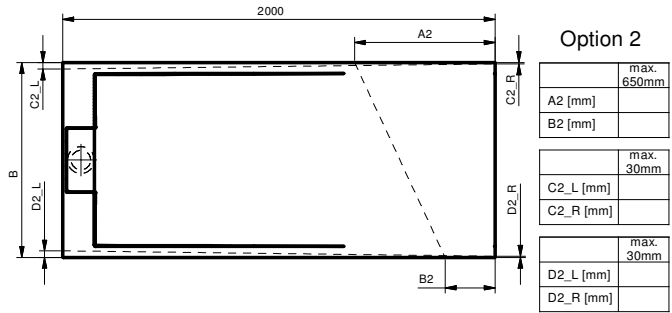
Properties:

Model	CORAL		
Dimensions (AxB)	2000 x _____ mm		
Color	White		
Cutting option			



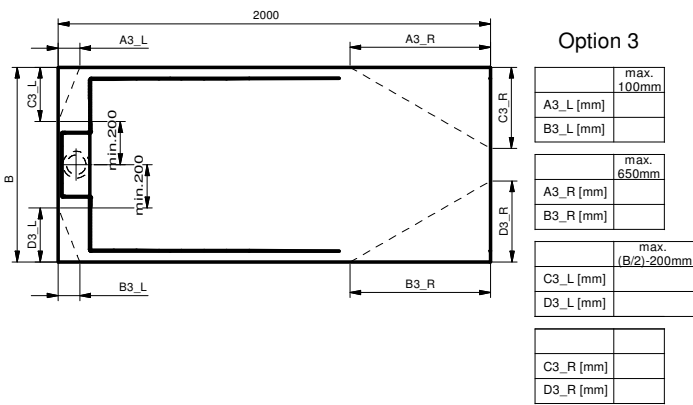
Option 1

	max. 650mm
A1 [mm]	
	max. 30mm
C1 [mm]	
	max. 30mm
D1 [mm]	



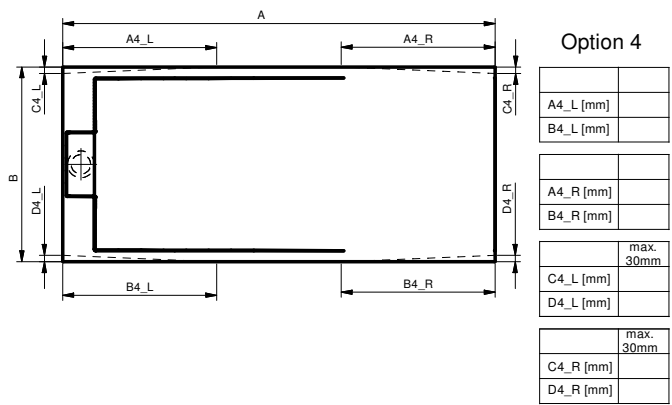
Option 2

	max. 650mm
A2 [mm]	
B2 [mm]	
	max. 30mm
C2_L [mm]	
C2_R [mm]	
	max. 30mm
D2_L [mm]	
D2_R [mm]	



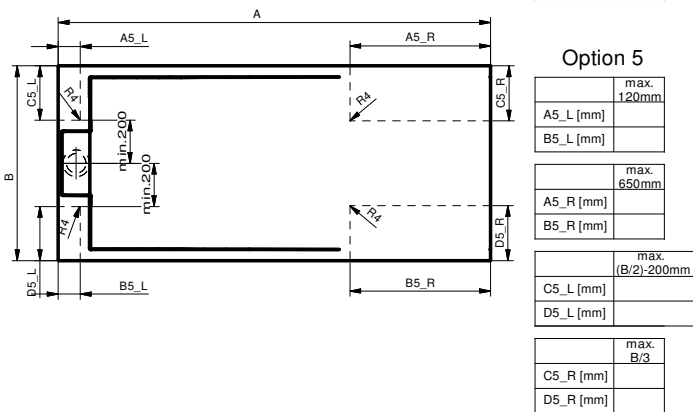
Option 3

	max. 100mm
A3_L [mm]	
B3_L [mm]	
	max. 650mm
A3_R [mm]	
B3_R [mm]	
	max. (B/2)-200mm
C3_L [mm]	
D3_L [mm]	
C3_R [mm]	
D3_R [mm]	



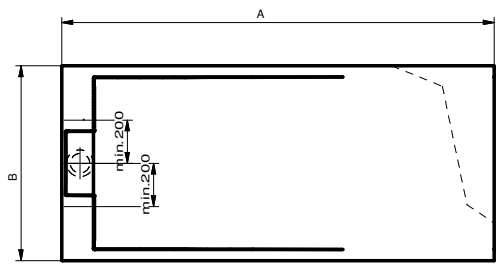
Option 4

A4_L [mm]	
B4_L [mm]	
A4_R [mm]	
B4_R [mm]	
	max. 30mm
C4_L [mm]	
D4_L [mm]	
	max. 30mm
C4_R [mm]	
D4_R [mm]	



Option 5

	max. 120mm
A5_L [mm]	
B5_L [mm]	
	max. 650mm
A5_R [mm]	
B5_R [mm]	
	max. (B/2)-200mm
C5_L [mm]	
D5_L [mm]	
	max. B/3
C5_R [mm]	
D5_R [mm]	



Option 6
 Special requirements
 - mark and quote the cuts in the image



NAME
 Possibility of shower tray cutting
 Models CORAL